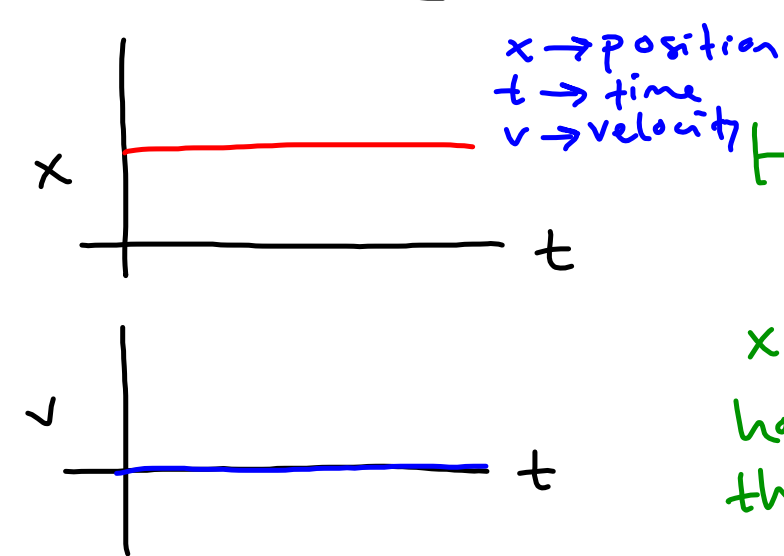
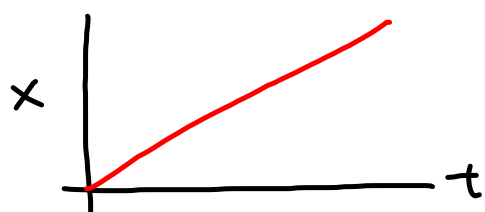



# GRAPHS

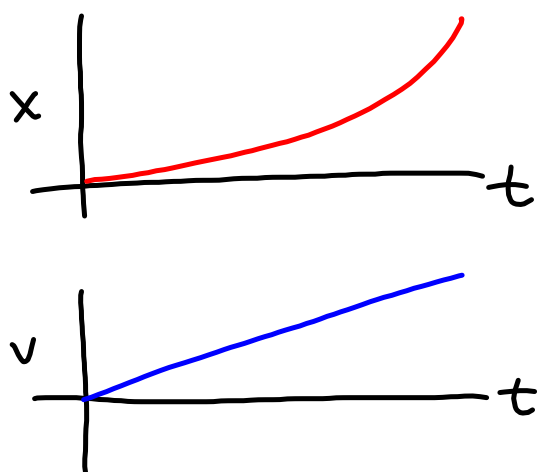


Horizontal line  
(slope = 0) in  
x-t graph give  
horizontal line on  
the x-axis in v-t graph



Line with slope in  $x-t$  graph gives a horizontal line (above or below) the time axis in a  $v-t$  graph.





"Curved" function in  $x-t$  graph produces a line with slope in a  $v-t$  graph.